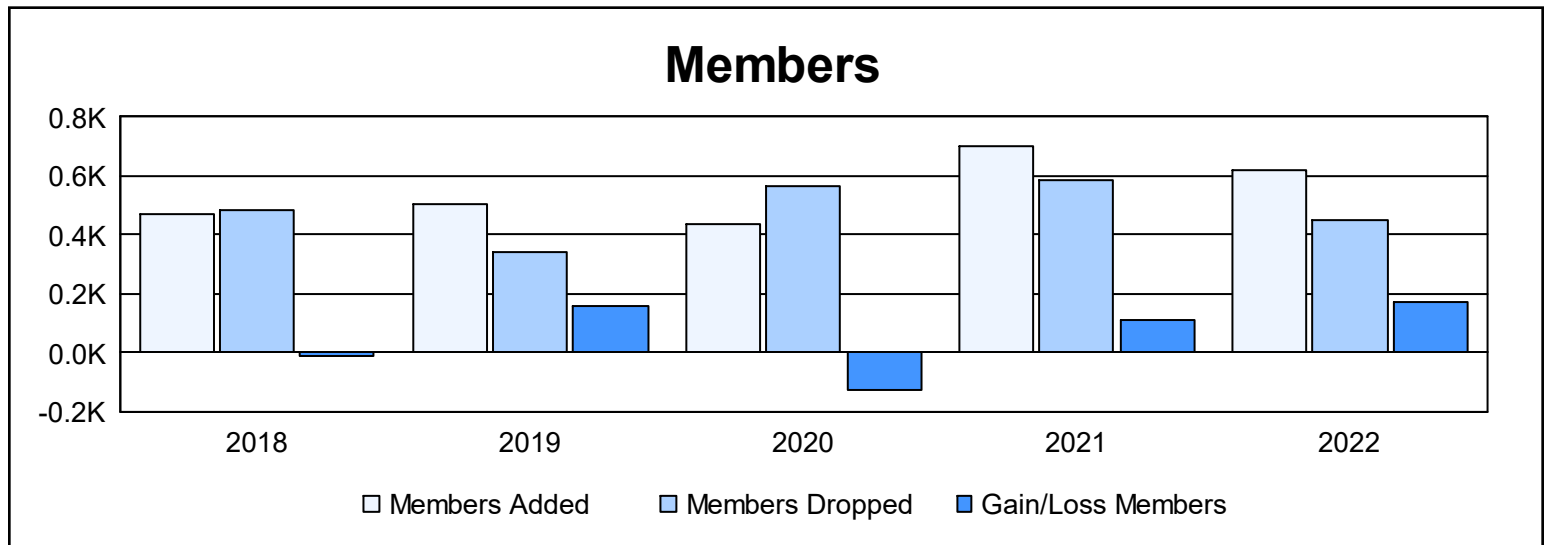
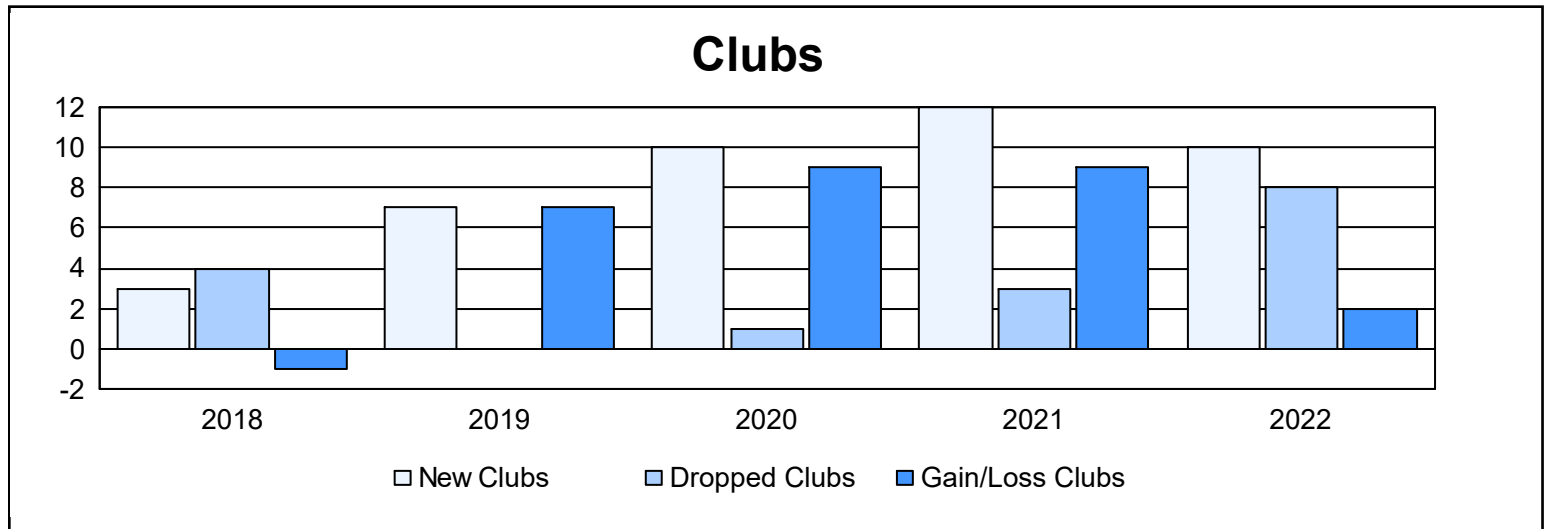
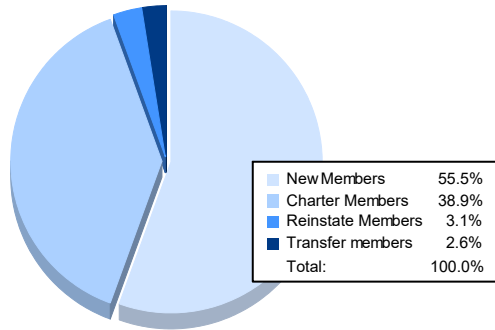


Year	New Clubs	Dropped Clubs	Gain/ Loss Clubs	New Members	Charter Members	Reinstate Members	Transfer Members	Total Member Added	Total Members Dropped	Gain/ Loss Members
2017-2018	3	4	-1	396	62	11	4	473	484	-11
2018-2019	7	0	7	318	164	7	14	503	343	160
2019-2020	10	1	9	187	232	17	2	438	567	-129
2020-2021	12	3	9	298	356	24	23	701	589	112
2021-2022	10	8	2	344	241	19	16	620	448	172
<b>Average</b>	<b>8</b>	<b>3</b>	<b>5</b>	<b>309</b>	<b>211</b>	<b>16</b>	<b>12</b>	<b>547</b>	<b>486</b>	<b>61</b>



### Membership Composition June 2022 Cumulative



### Gender Composition June 2022 Cumulative

